


# PURESTREAM AHT DRYERS



BY FRIULAIR

REFRIGERATED AIR DRYERS  
20 - 350 SCFM



R513A

Phasing In  
New Refrigerant

CRN APPROVED

ULTIMATE  
ENERGY SAVING  
TECHNOLOGY



# THE SOLUTION TO A PROBLEM

Compressed air is an effective and reliable source of power which is used in many operations and processes in industry. However, compressed air does have some inherent problems, which if not treated properly, can create significant problems.

## PROBLEM 1

During the compression process, air becomes contaminated with water, dirt, metal particles and oil. These contaminants combine to form an abrasive and clogging agent in your compressed air line. Use of contaminated compressed air can result in prematurely worn pneumatic machinery; blocked valves and orifices; spoiled spray paint application; and corroded piping systems.

## PROBLEM 2

Traditionally, the solution to contaminated compressed air problems has been the use of various compressed air treatment products, installed downstream of the air compressor. These may include an aftercooler with moisture separator to remove bulk liquid; coalescing filters to trap oil and dirt; and a refrigeration dryer to properly fit the various compressed air treatment components. In addition, numerous inter-connected pipe connections are required, increasing the risk of leaks.

## THE SOLUTION

The solution to both these problems is an all-in-one compressed air purifying package designed and manufacturing by a company with extensive knowledge and experience. The AHT series dryers are reliable, high efficiency compressed air purifying units that provide cool, clean and dry compressed air in one simple-to-install package. One inlet and outlet air connection and one electrical power hook-up are all that's required. The system provides a pressure dew point of  $+3^{\circ}\text{C}$  to  $+7^{\circ}\text{C}$  ( $37^{\circ}\text{F}$  to  $45^{\circ}\text{F}$ ) AT 100 psig working pressure. Since most production processes operate at temperatures well above these levels, your compressed air will be clean and dry at all times.

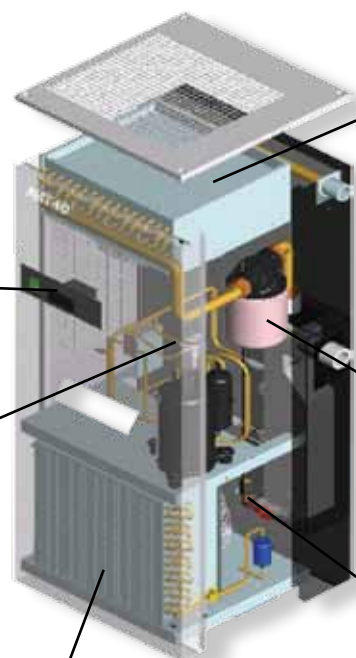
## AHT HIGH TEMPERATURE DRYERS

### CONTROL PANEL

The AHT dryer operation is controlled by our own custom design DMC controller. The DMC 14 controller incorporates a digital dew point read out read out selectable in degrees F and C scale. As a standard feature the controller also displays a visual alarm condition with built in capability to send a remote alarm signal.

### HOT-GAS BY-PASS VALVE

All AHT dryers are fitted with a new stainless steel hot gas by-pass valve that underwent years of development. This valve is designed to prevent freezing and provide a constant dew point. Since this diaphragm valve is controlled by temperature and pressure, the accuracy of operation is unmatched in the industry. The valve is set during final factory testing and no further adjustments are required.



### CONDENSER COIL

All AHT dryers condenser coils are generously sized in order to ensure maximum performance in extreme summer ambient conditions found in all compressor rooms.

### AFTER-COOLER

The AHT dryers are designed with built in aftercooler to pre-cool the air entering the dryer. The cooler is constructed of copper tubes and aluminum fins. The first three models utilize a split coil which combines the condenser coil and the aftercooler coil to conserve space. All other models have an independent cooler and fan motor.

### PRE-FILTER/MOISTURE SEPARATOR

In order to insure clean dry air to the dryer a 3 micron pre-filter moisture separator with drain is installed as standard.

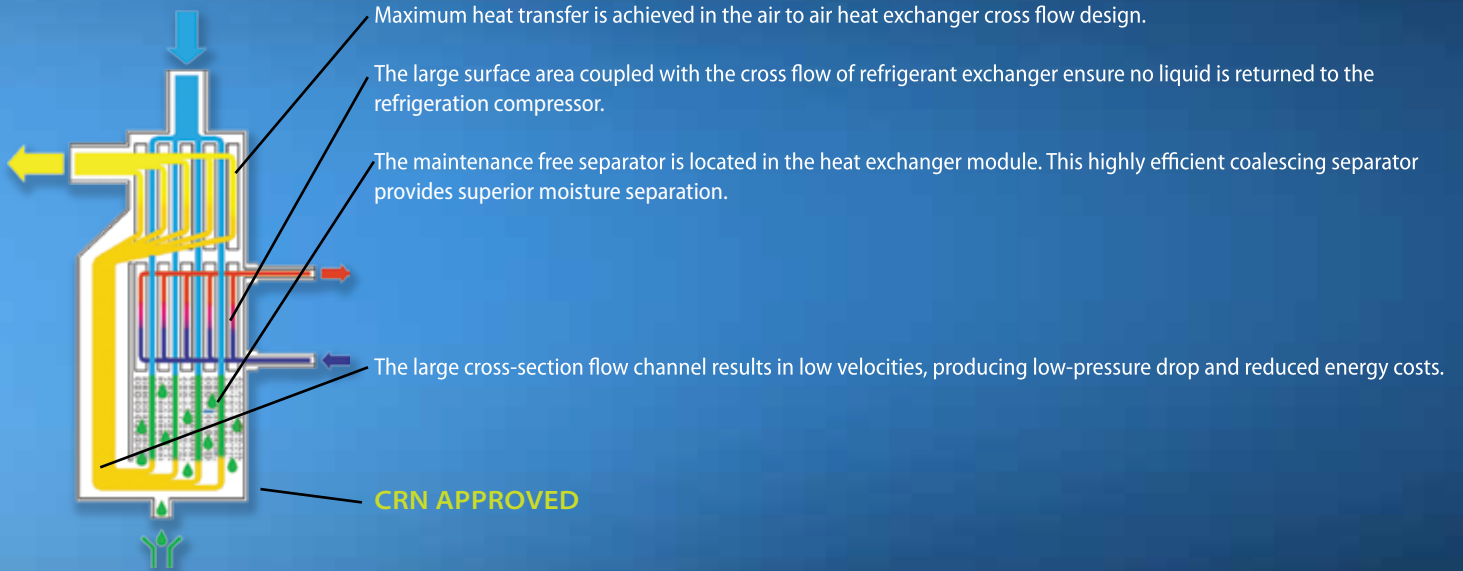
### CONDENSATE DRAIN

Dryers are all fitted with the industry leading Bekomat, no air loss drains as a standard. This intelligent drain provides energy saving operation which enhances an already energy saving dryer design.

## PATENTED HEAT EXCHANGER MODULE

## ALU-DRY HEAT EXCHANGER MODULE

The patented air to air and air to refrigerant heat exchangers and the demister type condensate separator are housed in a uniquely designed vertical module.



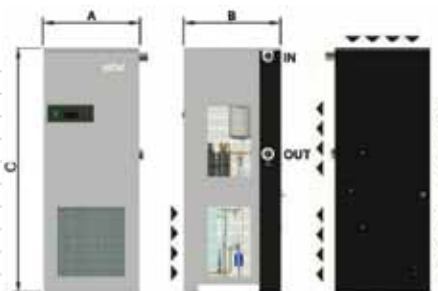
## FEATURES AND BENEFITS

- Built-in independent air-cooled aftercooler on AHT 75 and up
- R513A/R404A environment friendly refrigerant
- Conforms to CSA standards/Entela approved
- Fully hermetically sealed refrigerant compressor includes thermal overload protection and anti-vibration mountings
- Robust heavy gauge steel construction with over specified fastening devices
- Independent thermally protected cooling fans for the aftercooler and the condenser
- High efficiency moisture separator for evaporator
- CRN approved
- High efficiency spin on pre-filter/moisture separator for the aftercooler is included and fitted as standard.
- Easily removable access panels
- Bekomat drain on evaporator and moisture separator
- Powder paint coated finish
- Electronic controls complete with LED readout is standard on all models
- Compact space-saving design
- Suitable for high inlet air temperature or high ambient air temperature
- Neat and easily serviceable layout of components

# AHT HIGH TEMPERATURE DRYER TECHNICAL DATA

MODEL	FLOW RATE SCFM	POWER SUPPLY	REFRIGERATION	PIPE SIZE	WEIGHT (LBS)	DIMENSIONS IN INCHES		
						A	B	C
AHT 20U	20	115/1/60	R513A	1/2" NPT	82	16.75	16.33	25.39
AHT 30U	30	115/1/60	R513A	1/2" NPT	88	16.75	16.33	25.39
AHT 40U	40	115/1/60	R513A	1/2" NPT	90	16.75	16.33	25.39
AHT 50U	50	115/1/60	R513A	1/2" NPT	93	16.75	16.33	25.39
AHT 75U	75	115/1/60	R513A	1" NPT	112	16.00	18.30	44.50
AHT 100U	100	115/1/60*	R513A	1 1/4" NPT	134	20.10	20.25	51.96
AHT 150U	150	230/1/60	R404a	1 1/4" NPT	146	20.10	20.25	51.96
AHT 200U	200	230/1/60	R404a	1 1/2" NPT	165	22.00	23.34	55.11
AHT 250U	250	230/1/60	R404a	1 1/2" NPT	185	22.00	23.34	55.11
AHT 300U	300	230/1/60	R404a	2" NPT	291	27.87	30.51	59.17
AHT 350U	350	230/1/60	R404a	2" NPT	304	27.87	30.51	59.17

\* Also available in 230/1/60



Compressed air treated with AHT dryer series guarantees high quality standards, conforming to ISO 8573.1, class 5 for residual humidity and class 3 for maximum concentration of solid contaminants.

CORRECTION FACTOR FOR OPERATING PRESSURE CHANGES								
Inlet air pressure	barg	4	5	7	8	10	12	14
	Factor	0.77	0.85	1.00	1.06	1.15	1.21	1.25

CORRECTION FACTOR FOR AMBIENT TEMPERATURE CHANGES								
Ambient temperature	°C	25	30	32	35	40	46	
	Factor	1.10	1.03	1.00	0.95	0.88	0.83	

CORRECTION FACTOR FOR INLET AIR TEMPERATURE CHANGES							
Inlet air temperature	°C	60	70	80	90	100	
	Factor	1.22	1.12	1.00	0.86	0.80	

Performance is based on free air delivered by the compressor (at 100 F at 14.7 psig) and at the following operating conditions:

Inlet air temperature: 82C ( 180F )  
 Ambient temperature: 45C ( 113F )  
 Working pressure: 7 bar ( 100 psig )  
 Pressure dew point: 3 TO 7C ( 37.4 to 45F )  
 Maximum working pressure: 12 bar ( 174 psig )  
 Maximum inlet air temperature: 100C ( 212F )  
 Maximum ambient: 46C ( 115F )

HIGHER TEMPERATURE DRYERS AVAILABLE UPON REQUEST.



3770B Laird Road, Units 2-4 Mississauga Ontario L5L 0A7  
 Tel: 905-820-3348 1-800-951-0777 fax: 905-820- 3490  
 Email: sales@cagtech.com