

## AIR PREPARATION UNITS

FRL MODULAR Series FRLM1


Cat No FRLM1 - 01 - C

### FILTER - REGULATOR - LUBRICATOR, MODULAR - 1/4, 3/8, 1/2, 3/4, 1"

Individual Filter, Regulator & Lubricator units easily removable / mountable without disturbing the pipe line

#### Features

- ❑ Modular type for easy and fast maintenance.
- ❑ Suitable for wall mounting.
- ❑ Filter
  - Bronze filtering element.
  - Separator and shield for efficient moisture separation.
  - Press type manual drain for easy operation
- ❑ Regulator
  - Diaphragm operated, relieving type.
  - Pressure compensated by balanced poppet.
  - Flow compensated ( with venturi ) in models FRLM14, FRLM15 and FRLM17 for faster response.
  - Non raising ' Press to lock ' adjusting knob for locking at any set pressure.
- ❑ Lubricator
  - Fog / Mist type Lubricator.
  - Fine adjustment of lubrication.
  - Lubrication proportional to flow.
- ❑ Steel bowl guard, bayonet type on FRLM14 ,FRLM15 & FRLM17 models and threaded type on FRLM13 model.
- ❑ Good flow and regulating characteristics.



#### Technical Specifications

Model	FRLM 13	FRLM 14	FRLM 15	FRLM 17	FRLM 17
Medium	Compressed air				
Port size	G1/4	G3/8	G1/2	G3/4	G1
Pressure gauge port size	G1/8	G1/8	G1/8	G1/4	G1/4
Flow rate @ (lts / min)	500	2000	3500	3500	5000
Maximum supply pressure (bar)	10				
Regulating pressure range # (bar)	0.2 - 2, 0.2 - 4, 0.5 - 7, 0.5 - 10 (Standard)				
Ambient / Medium temperature	5° - 50° C				
Filtration # (µm)	1, 5, 25, 40 (standard), 50, 100				
Min operating flow (lts / min)	12	40	45	50	50
Bowl capacity Filter (ml) (at maximum condensate level)	9	32	44	165	165
Bowl capacity Lubricator (ml) (at maximum condensate level)	20	57	152	200	200
Recommended oil	ISO VG 32 (Servo System 32)				
Bowl material	Polycarbonate				
Installation	Any position for Regulator. Vertical for Filter and Lubricator				
Materials of construction	Aluminium, Bronze, Brass, Steel, Acetal, Polycarbonate, SS, Nitrile				
Optional accessories *	Pressure gauge				
Weight (Kg)	0.72	1.38	2.65	4.93	4.87

@ Supply pressure 7 bar , Set pressure 6 bar , Pressure drop Δ p= 1bar ( For standard models )

# For details see " How to order "

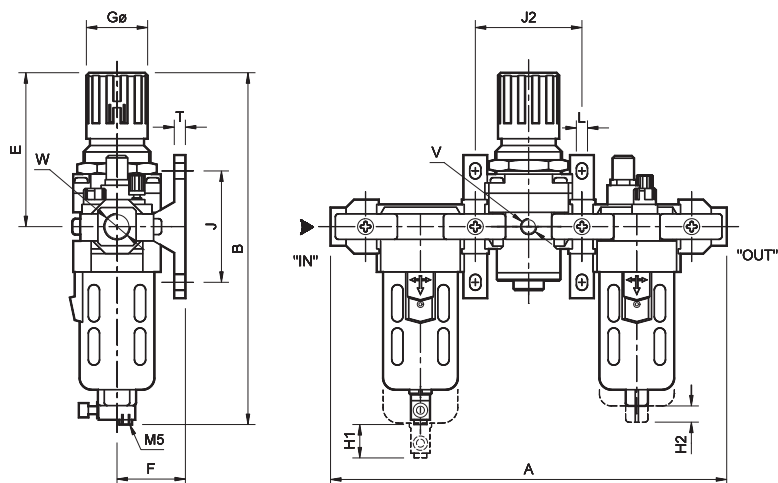
\* For details refer optional accessories Cat No APA - 01 - C

# AIR PREPARATION UNITS

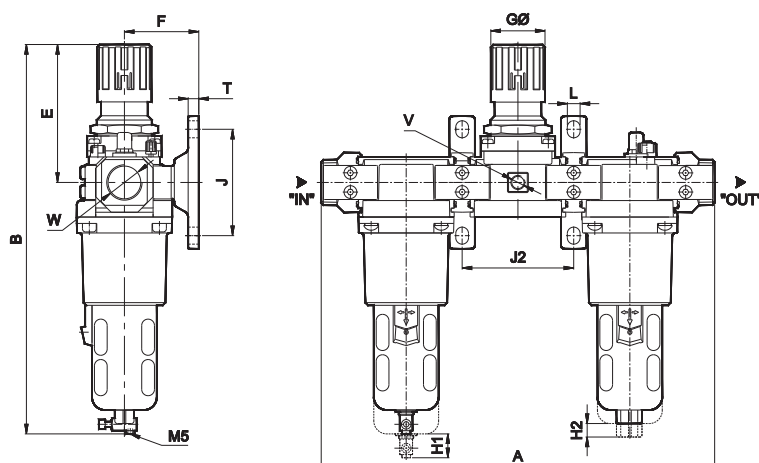
## FRL MODULAR Series FRLM 1

Cat No FRLM1 - 01 - C

Model FRLM1361, FRLM1462, FRLM1563



Model FRLM1764, FRLM1765



Model	W	V	A	B	E	F	GØ	J	L	T	H1	H2	J2
<b>FRLM 13</b>	G1/4	G1/8	200	170	68	35	28	50	7	7	50	35	52
<b>FRLM 14</b>	G3/8	G1/8	250	220	95	45	40	70	7	7	55	45	69
<b>FRLM 15</b>	G1/2	G1/8	305	280	125	55	51	90	9	9	80	45	86
<b>FRLM 17</b>	G3/4	G1/4	370	366	130	70	51	100	12	10	80	45	105
<b>FRLM 17</b>	G1	G1/4	370	366	130	70	51	100	12	10	80	45	105

## Precautions

1. Note the direction of flow before installation and connect piping accordingly.
2. Flush pipings for dirt, dust, rust and other foreign particles.
3. Install in clean atmosphere.
4. Nipples of taper threads ( R ) to be used with teflon tape. Ensure teflon tape doesnot enter the unit during tightening.  
Nipples of straight threads ( G ) to be used with sealing washer.
5. Polycarbonate bowls may get damaged and possibly fail if exposed to synthetic oils, thinner, solvents, trichloroethylene, kerosene or other aromatic hydrocarbons.

## Pressure Setting

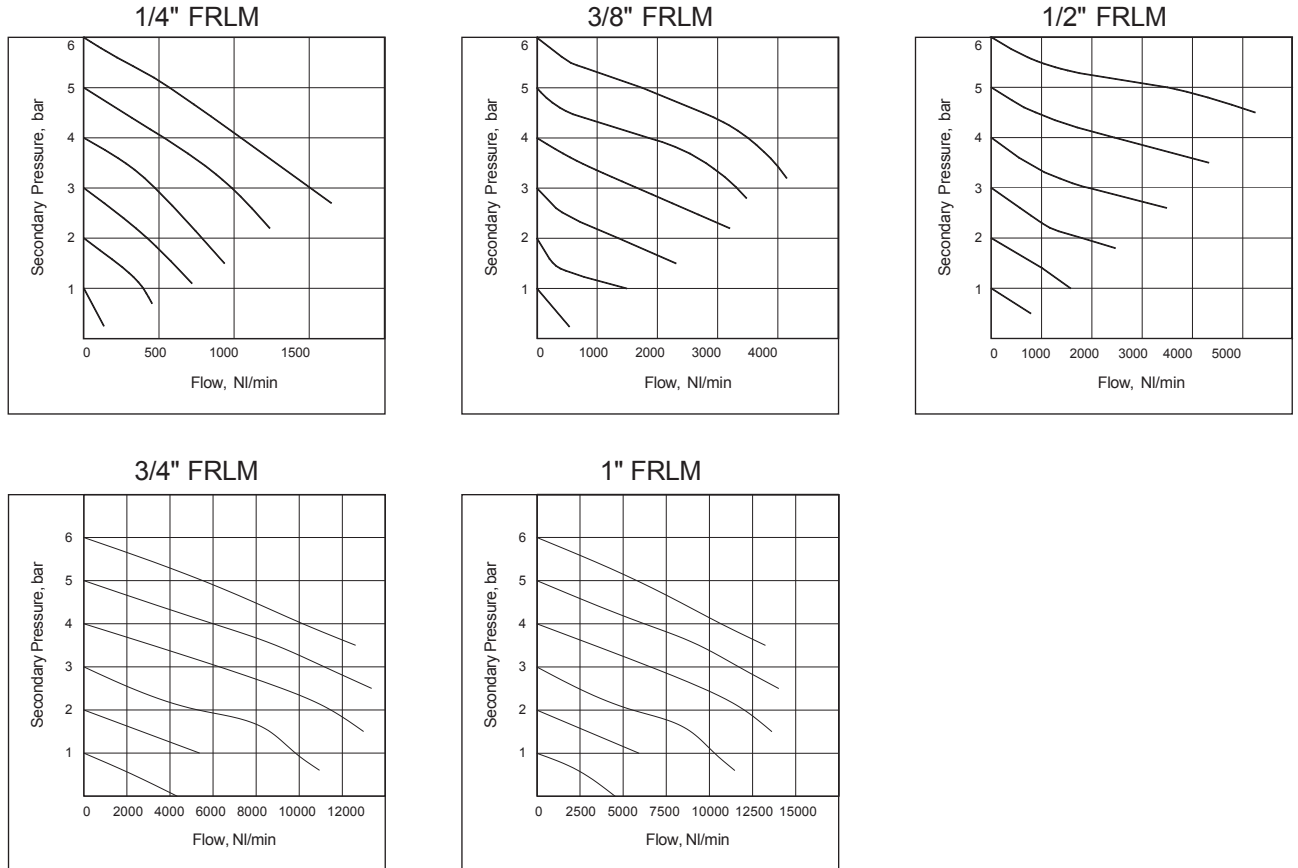
Pull the knob and adjust by turning the knob clockwise to increase the pressure. Push the knob back to its locked position.  
( Turning the knob counter clockwise will reduce the pressure )

# AIR PREPARATION UNITS

## FRL MODULAR Series FRLM 1

Cat No FRLM1 - 01 - C

### Flow Graphs



Flow graphs are for 40µm filtrations only

### How to order

<b>FRLM1</b>					
		<b>Body &amp; Port size</b>		<b>Filtration in µm</b>	
		<b>361</b>	G1/4	<b>0</b>	- 1
		<b>462</b>	G3/8	<b>1</b>	- 5
		<b>563</b>	G1/2	<b>2</b>	- 25
		<b>764</b>	G3/4	<b>3</b>	- 40 (Standard)
		<b>765</b>	G1	<b>4</b>	- 50
				<b>5</b>	- 100
		<b>Pressure range</b>			
		<b>1</b>	0.2 - 2 bar		
		<b>2</b>	0.2 - 4 bar		
		<b>3</b>	0.5 - 7 bar		
		<b>4</b>	0.5 - 10 bar (Standard)		

**Ordering example :** Filter Regulator Lubricator Modular - 3/8 ( with G3/8 port size ) with 5µm Filter and pressure range 0.5 - 7 bar: Ordering No: FRLM 146213.

If ordered as 3/8 FRLM, our standard model FRLM 146234, with 40µm Filter and pressure range 0.5 - 10 bar will be supplied.

Subject to change