

AIR PREPARATION UNITS

FRL MODULAR Series FRLM1

Cat No FRLM1...W - 01 - C


FILTER - REGULATOR - LUBRICATOR, MODULAR - 1/4, 3/8, 1/2, 3/4, 1"

Without piping adaptor and spacer

Features

- ❑ Modular type for easy and fast maintenance.
- ❑ Suitable for wall mounting.
- ❑ Filter
 - Bronze filtering element.
 - Separator and shield for efficient moisture separation.
 - Press type manual drain for easy operation
- ❑ Regulator
 - Diaphragm operated, relieving type.
 - Pressure compensated by balanced poppet.
 - Flow compensated (with venturi) in models FRLM14, FRLM15 and FRLM17 for faster response.
 - Non raising ' Press to lock ' adjusting knob for locking at any set pressure.
- ❑ Lubricator
 - Fog / Mist type Lubricator.
 - Fine adjustment of lubrication.
 - Lubrication proportional to flow.
- ❑ Steel bowl guard, bayonet type on FRLM14, FRLM15 & FRLM17 models and threaded type on FRLM13 model.
- ❑ Good flow and regulating characteristics.

Model FRLM1.../W



Model FRLM1.../S



Technical Specifications

Model		FRLM13.../W	FRLM14.../W	FRLM15.../W	FRLM17.../W	FRLM17.../W
		FRLM13.../S	FRLM14.../S	FRLM15.../S	FRLM17.../S	FRLM17.../S
Medium		Compressed air				
Port size		G1/4	G3/8	G1/2	G3/4	G1
Pressure gauge port size		G1/8	G1/8	G1/8	G1/4	G1/4
Flow rate ® (lts / min)		500	2000	3500	3500	5000
Maximum supply pressure (bar)		10				
Regulating pressure range # (bar)		0.2 - 2, 0.2 - 4, 0.5 - 7, 0.5 - 10 (Standard)				
Ambient / Medium temperature		5° - 50° C				
Filtration # (µm)		1, 5, 25, 40 (standard), 50, 100				
Min operating flow (lts / min)		12	40	45	50	50
Bowl capacity Filter (ml) (at maximum condensate level)		9	32	44	165	165
Bowl capacity Lubricator (ml) (at maximum condensate level)		20	57	152	200	200
Recommended oil		ISO VG 32 (Servo System 32)				
Bowl material		Polycarbonate				
Installation		Any position for Regulator. Vertical for Filter and Lubricator				
Materials of construction		Aluminium, Bronze, Brass, Steel, Acetal, Polycarbonate, SS, Nitrile				
Optional accessories *		Pressure gauge				
Weight (Kg)	FRLM1.../W	0.63 Kg	1.23 Kg	2.39 Kg	4.47	4.45
	FRLM1.../S	0.60 Kg	1.18 Kg	2.30 Kg	4.17	4.05

® Supply pressure 7 bar , Set pressure 6 bar , Pressure drop Δ p_A= 1bar (For standard models)

For details see " How to order "

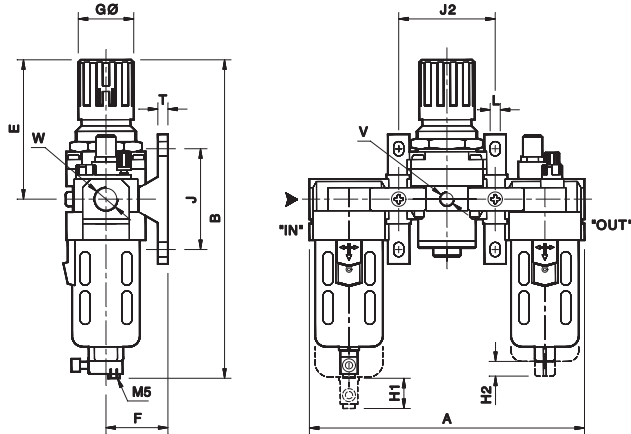
* For details refer optional accessories Cat No. APA - 01

AIR PREPARATION UNITS

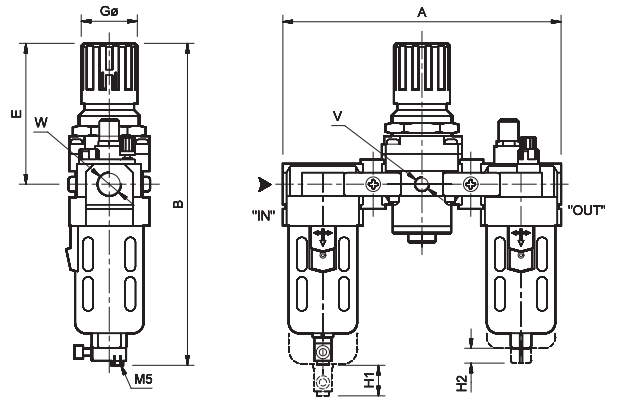
FRL MODULAR Series FRLM1

Cat No FRLM1...W - 01 - C

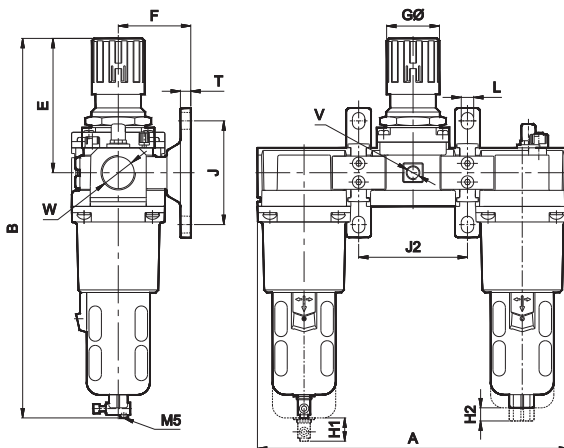
Model FRLM13, 14, 15.../ W



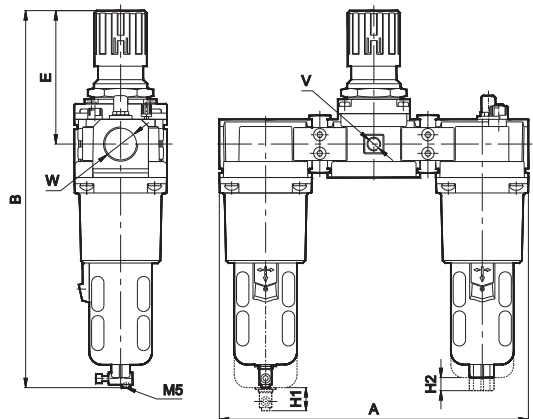
Model FRLM13, 14, 15.../S



Model FRLM17.../ W



Model FRLM17.../S



Model	W	V	A	B	E	F	GØ	J	L	T	H1	H2	J2
FRLM13.../W	G1/4	G1/8	146	170	68	35	28	50	7	7	50	35	52
FRLM14.../W	G3/8	G1/8	192	220	95	45	40	70	7	7	55	45	69
FRLM15.../W	G1/2	G1/8	241	280	125	55	51	90	9	9	80	45	86
FRLM17.../W	G3/4	G1/4	300	366	130	70	51	100	12	10	80	45	105
FRLM17.../W	G1	G1/4	300	366	130	70	51	100	12	10	80	45	105

Model	W	V	A	B	E	GØ	H1	H2
FRLM13.../S	G1/4	G1/8	146	170	68	28	50	35
FRLM14.../S	G3/8	G1/8	192	220	95	40	55	45
FRLM15.../S	G1/2	G1/8	241	280	125	51	80	45
FRLM17.../S	G3/4	G1/4	300	366	130	51	80	45
FRLM17.../S	G1	G1/4	300	366	130	51	80	45

Precautions

1. Note the direction of flow before installation and connect piping accordingly.
2. Flush pipings for dirt, dust, rust and other foreign particles.
3. Install in clean atmosphere.
4. Nipples of taper threads (R) to be used with teflon tape. Ensure teflon tape doesnot enter the unit during tightening.
Nipples of straight threads (G) to be used with sealing washer.
5. Polycarbonate bowls may get damaged and possibly fail if exposed to synthetic oils, thinner, solvents, trichloroethylene, kerosene or other aromatic hydrocarbons.

Pressure Setting

Pull the knob and adjust by turning the knob clockwise to increase the pressure.Push the knob back to its locked position.
(Turning the knob counter clockwise will reduce the pressure)

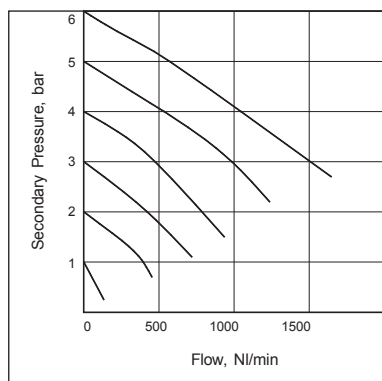
AIR PREPARATION UNITS

FRL MODULAR Series FRLM1

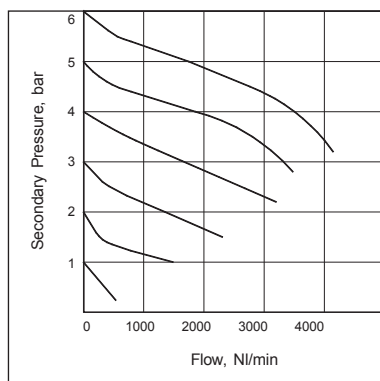
Cat No FRLM1...W - 01 - C

Flow Graphs

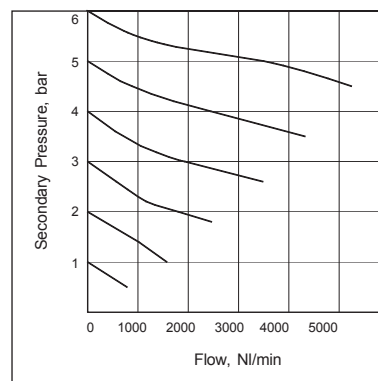
1/4" FRLM



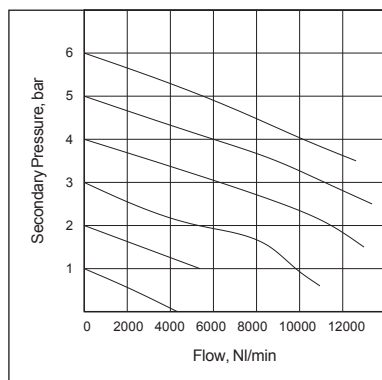
3/8" FRLM



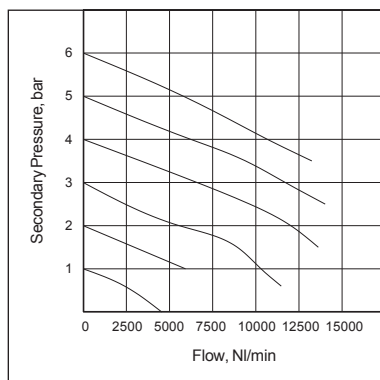
1/2" FRLM



3/4" FRLM



1" FRLM



Flow graphs are for 40µm filtrations only

How to order

FRLM1

Body & Port size

361	G1/4
462	G3/8
563	G1/2
764	G3/4
765	G1

Filtration in µm

0	- 1
1	- 5
2	- 25
3	- 40 (Standard)
4	- 50
5	- 100

Pressure range

1	0.2 - 2 bar
2	0.2 - 4 bar
3	0.5 - 7 bar
4	0.5 - 10 bar (Standard)

/

Mounting

W	Wall mounting bracket
S	Spacer

Ordering example : Filter Regulator Lubricator Modular - 3/8 (with G3/8 port size) and wall mounting bracket, with 5µm Filter and pressure range 0.5 - 7 bar: Ordering No : FRLM146213 / W.

Subject to change