

# PURESTREAM

AUTOMATIC CONDENSATE DRAIN



BY FRIULAIR



ULTIMATE  
ENERGY SAVING  
TECHNOLOGY

## ***SCG 20-Automatic Condensate Drain***

The SCG 20 is used when larger amounts of condensate (up to 300 l/h) must be automatically discharged from filters, pressure vessels and cyclone separators. It ensures reliable operation up to 20 barg (290 psig). When the condensate exceeds the discharge level, the float rises, opens the discharge aperture and discharges condensate from the system. We recommend the installation of the vent nipple, which improves the performance of the SCG 20.

### ***Installation***

Before connecting the drain, blow compressed air through the piping in order to thoroughly clean out any impurities within it. Install the **SCG 20** at a level below the receiver, if not the receiver will fill up with condensate. Install the optional connection vent nipple in order to allow air equalisation. The connection receiver-nipple-**SCG 20** must be done without any extra pipe or filter. Discharge can be "free orifice" or using a tube, also above the drain if discharger counter-pressure is lower than working pressure. After 2 weeks, open **SCG 20** and clean all components.

### ***Maintenance***

**WEEKLY:** Open (screw carefully) the discharge valve and let water flow out until the compressed air will blow through for few seconds. If a significant amount of water (more than 0.5 litres) exits the valve then the drain must be thoroughly cleaned.

**YEARLY:** Dismantle the drain and clean all components. Do not use solvents to clean rubber components.

### ***Safety***

When handling or maintaining the **SCG 20**, the personnel must operate with care observing all instructions concerning health and safety at the installation site. The user should make sure that all personnel concerned with operation and maintenance of the drain have **read and understood** all warnings, cautions, prohibitions and notes written in this manual. Improper operation or maintenance of the **SCG 20** could be dangerous and result in an accident causing injury or **death**.

We cannot anticipate every possible circumstance which might represent a potential hazard. The warnings in this manual are therefore not all-inclusive. If the user employs an operating procedure, an item of equipment or a method of working which is not specifically recommended, he must ensure that the drain will not be damaged or made unsafe and that there is no risk to persons or property.

### ***Precautions on the use of compressed air***

If using compressed air for cleaning purposes, ensure safety regulations are followed and appropriate eye clothing and protection is worn. Never direct compressed air onto your skin or at other people. Never use compressed air to clean loose dirt from clothing. Before releasing compressed air through a hose make sure that the free end is held securely so that it cannot whip and cause injury.

### ***Precautions during installation and operation***

Install **SCG 20** where pressure and temperature values **do not exceed the data plate values:**

During operation do not exceed the data plate values.

### ***Maintenance precautions***

Check that all pressurized air trapped in the system is released into the atmosphere, before each operation.

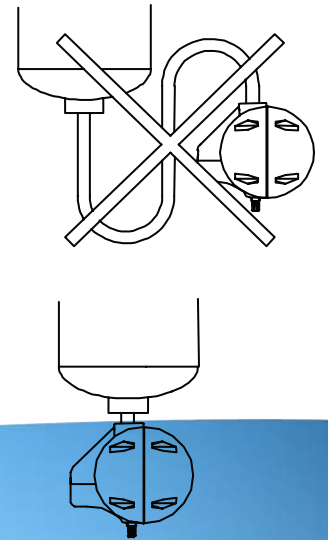
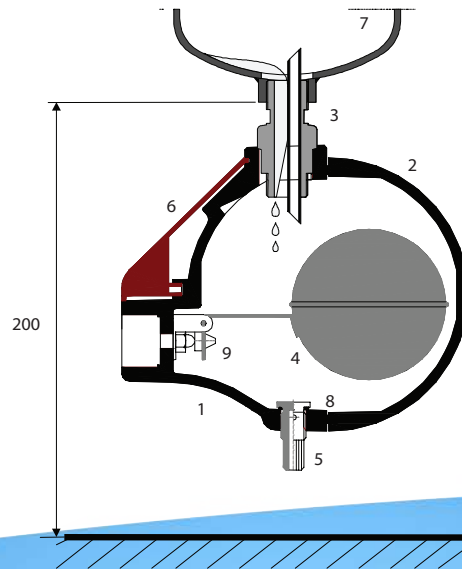
When disposing of parts and waste material of any kind make sure that there is no pollution of any drain or natural water-course and that no burning of waste takes place which could cause pollution of the air.

Protect the environment by using only approved methods of disposal.

If replacement parts are needed use only original spares.

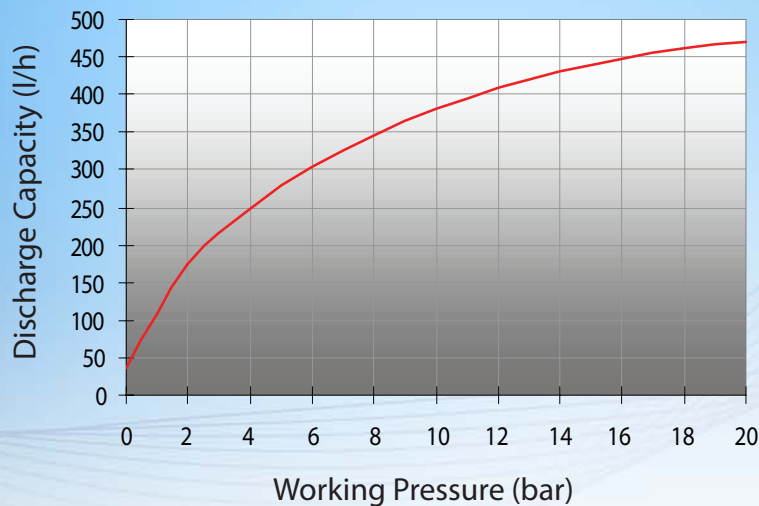
# Automatic Condensate Drain - 20 bar

- 1 BODY
- 2 COVER
- 3 CONNECTION NIPPLE
- 4 FLOATING
- 5 MANUAL DRAIN DISCHARGE
- 6 PLASTIC DATA PLATE
- 7 FILTER HOUSING
- 8 BRACKET
- 9 ORIFICE SEAL



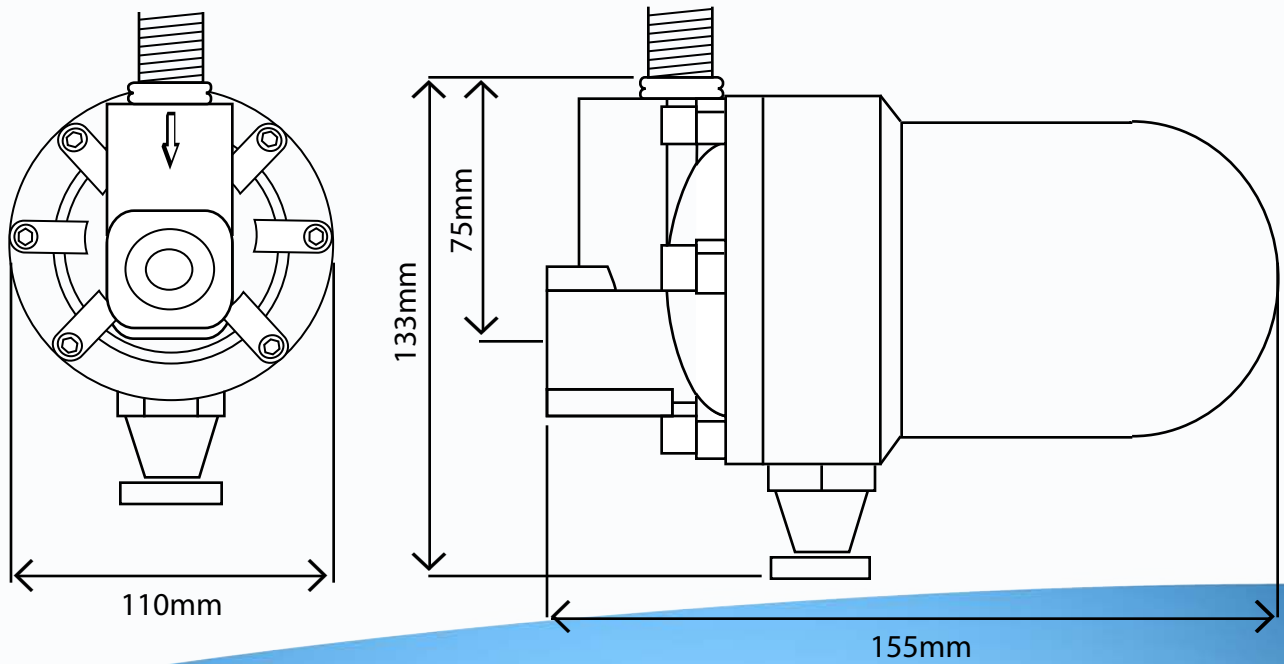
## Description And Performances

The SCG 20 is an automatic drain composed by an aluminum body (1+2) which contains a stainless steel float operating purging system (4). It is also equipped with a manual purging valve (5). It discharges the condensate (not the compressed air) automatically. When the discharge orifice is closed the floating buoyancy is lower than the addition of floating's weight and pressure on plug. When the floating buoyancy becomes higher, the floating rises and opens the discharging orifice. The orifice will become closed again when the condensate level decreases.



### Technical Data

- material: aluminum alloy
- operating temperature range: 1.5 to 65°C (35 to 149°F)
- operating pressure range: 0-20 bar (0-290psi)
  - connection: R 1/2"
  - oil resistant o-ring



<b>MODEL</b>	<b>SCG 20</b>
<b>MAXIMUM PRESSURE (bar)</b>	<b>20</b>
<b>AMBIENT TEMPERATURE (C°)</b>	<b>+5 + +65</b>
<b>INLET CONNECTION</b>	<b>1/2" NPT-M</b>
<b>DRAIN CONNECTION</b>	<b>1/2" NPT-F</b>
<b>WEIGHT (kg)</b>	<b>1.2</b>

CAG Purification  
 3770B Laird Road Unit 2, Mississauga, ON.  
 L5L 0A7  
 Tel: 905-820-3348 1-800-951-0777 Fax: 905-820-3490